


**A.V. Education Society's
DEGLOOR COLLEGE, DEGLOOR**

2.1.2 Total number of seats filled against seats reserved for various categories (SC, ST, OBC, Divyangjan, etc. as per applicable reservation policy during the Academic Year - 2016-17

Name of the Programme		Total number of Sanctioned Seats	Total number of seats earmarked for reserved category					Total number of seats earmarked for reserved category (SC+ST+OBC+OTH)	Total number of seats filled against reserved category					Total number of seats filled against reserved category (SC+ST+OBC+OTH)	Total number of Students admitted
			SC	ST	OBC	GEN	OTH		SC	ST	OBC	GEN	OTH		
BA	First Year	320	42	22	61	160	35	160	63	5	16	93	33	117	210
	Second Year	220	29	15	42	110	24	110	28	7	10	47	16	61	108
	Third Year	120	16	8	23	60	13	60	27	4	6	39	9	46	85
BCOM	First Year	144	19	10	27	72	16	72	18	5	25	79	17	65	144
	Second Year	120	16	8	23	60	13	60	13	7	17	60	17	54	114
	Third Year	120	16	8	23	60	13	60	12	2	21	44	23	58	102
BSC	First Year	144	19	10	27	72	16	72	15	8	14	81	25	62	143
	Second Year	120	16	8	23	60	13	60	17	4	5	63	29	55	118
	Third Year	120	16	8	23	60	13	60	4	11	15	44	15	45	89
BCA	First Year	80	10	6	15	40	9	40	6	0	0	12	0	6	18
	Second Year	80	10	6	15	40	9	40	2	0	0	10	0	2	12
	Third Year	80	10	6	15	40	9	40	2	1	0	11	0	3	14
MA-Marathi	First Year	80	10	6	15	40	9	40	1	2	2	4	1	6	10
	Second Year	80	10	6	15	40	9	40	1	0	1	0	3	5	5
MA-Hindi	First Year	80	10	6	15	40	9	40	2	2	2	5	3	9	14
	Second Year	80	10	6	15	40	9	40	0	0	0	3	0	0	3
MA-History	First Year	80	10	6	15	40	9	40	12	0	4	3	10	26	29
	Second Year	80	10	6	15	40	9	40	1	1	1	2	4	7	9
MA-Political Science	First Year	80	10	6	15	40	9	40	18	8	3	7	10	39	46
	Second Year	80	10	6	15	40	9	40	7	2	3	6	4	16	22
MA-Public Administration	First Year	80	10	6	15	40	9	40	0	1	1	2	1	3	5
	Second Year	80	10	6	15	40	9	40	0	1	1	0	1	3	3
MSC-Chemistry	First Year	30	4	2	6	15	3	15	6	4	5	7	2	17	24
	Second Year	30	4	2	6	15	3	15	0	2	0	4	0	2	6
Ph.D-Marathi		1				1		0				1		0	1
Ph.D-Public Administration		7				7		0				7		0	7
Total Seats		2536	329	177	480	1272	278	1264	255	77	152	634	223	707	1341



Dr. Anil Chidrawar
I/C Principal
A.V. Education Society's
Degloor College, Degloor, Dist. Nanded

**A.V.Education Society's
DEGLOOR COLLEGE, DEGLOOR**

2.1.2 Total number of seats filled against seats reserved for various categories (SC, ST, OBC, Divyangjan, etc. as per applicable reservation policy during the Academic Year - 2017-18

Name of the Programme	Total number of Sanctioned seats	Total number of seats earmarked for reserved category					Total number of seats earmarked for reserved category (SC+ST+OBC+OTH)	Total number of seats filled against reserved category					Total number of seats filled against reserved category (SC+ST+OBC+OTH)	Total number of Students admitted	
		SC	ST	OBC	GEN	OTH		SC	ST	OBC	GEN	OTH			
BA	First Year	320	42	22	61	160	35	160	51	7	14	118	35	107	225
	Second Year	220	29	15	42	110	24	110	30	3	7	44	20	60	104
	Third Year	120	16	8	23	60	13	60	24	6	5	38	19	54	92
BCOM	First Year	220	29	15	42	110	24	110	34	4	24	108	43	105	213
	Second Year	121	16	8	23	61	13	61	14	6	22	62	17	59	121
	Third Year	120	16	8	23	60	13	60	12	8	15	55	17	52	107
BSC	First Year	220	29	15	42	110	24	110	24	6	19	114	39	88	202
	Second Year	120	16	8	23	60	13	60	9	5	11	67	23	48	115
	Third Year	120	16	8	23	60	13	60	14	4	3	53	18	39	92
BCA	First Year	80	10	6	15	40	9	40	5	0	0	11	0	5	16
	Second Year	80	10	6	15	40	9	40	1	0	0	5	0	1	6
	Third Year	80	10	6	15	40	9	40	2	0	0	11	0	2	13
MA-Marathi	First Year	80	10	6	15	40	9	40	8	2	1	3	2	13	16
	Second Year	80	10	6	15	40	9	40	1	1	0	1	0	2	3
MA-Hindi	First Year	80	10	6	15	40	9	40	12	0	4	7	2	18	25
	Second Year	80	10	6	15	40	9	40	1	2	1	2	2	6	8
MA-History	First Year	80	10	6	15	40	9	40	6	2	3	10	5	16	26
	Second Year	80	10	6	15	40	9	40	14	0	2	3	8	24	27
MA-Political Science	First Year	80	10	6	15	40	9	40	20	2	3	16	14	39	55
	Second Year	80	10	6	15	40	9	40	8	5	2	4	10	25	29
MA-Public Administration	First Year	80	10	6	15	40	9	40	4	1	1	3	3	9	12
	Second Year	80	10	6	15	40	9	40	1	1	0	0	1	3	3
MSC-Chemistry	First Year	36	5	3	7	18	4	18	1	4	7	14	10	22	36
	Second Year	30	4	2	6	15	3	15	3	5	5	8	0	13	21
Ph.D-Marathi		5				5		0				5		0	5
Ph.D-Political Science		3				3		0				3		0	3
Ph.D-Public Administration		6				6		0				6		0	6
Total Seats		2701	349	188	511	1358	296	1344	299	74	149	771	288	810	1581




Dr. Anil Chidrawar
 I/C Principal
 A.V. Education Society's
 Degloor College, Degloor Dist. Nanded

A.V.Education Society's
DEGLOOR COLLEGE, DEGLOOR

2.1.2 Total number of seats filled against seats reserved for various categories (SC, ST, OBC, Divyangjan, etc. as per applicable reservation policy during the Academic Year - 2018-19

Name of the Programme		Total number of Sanctioned seats	Total number of seats earmarked for reserved category					Total number of seats earmarked for reserved category (SC+ST+OBC+OTH)	Total number of seats filled against reserved category					Total number of seats filled against reserved category (SC+ST+OBC+OTH)	Total number of Students admitted
			SC	ST	OBC	GEN	OTH		SC	ST	OBC	GEN	OTH		
BA	First Year	320	42	22	61	160	35	160	61	3	14	100	49	127	227
	Second Year	220	29	15	42	110	24	110	21	4	1	27	12	38	65
	Third Year	120	16	8	23	60	13	60	25	4	6	32	16	51	83
BCOM	First Year	264	34	18	50	132	29	132	43	6	43	108	53	145	253
	Second Year	220	29	15	42	110	24	110	22	5	16	60	27	70	130
	Third Year	120	16	8	23	60	13	60	14	5	20	53	15	54	107
BSC	First Year	220	29	15	42	110	24	110	27	10	29	103	35	101	204
	Second Year	220	29	15	42	110	24	110	14	8	17	62	25	64	126
	Third Year	123	16	9	23	62	14	62	11	6	11	66	29	57	123
BCA	First Year	80	10	6	15	40	9	40	6	0	0	9	0	6	15
	Second Year	80	10	6	15	40	9	40	2	0	0	3	0	2	5
	Third Year	80	10	6	15	40	9	40	0	0	0	5	0	0	5
MA-Marathi	First Year	80	10	6	15	40	9	40	8	4	0	7	4	16	23
	Second Year	80	10	6	15	40	9	40	3	2	1	1	1	7	8
MA-Hindi	First Year	80	10	6	15	40	9	40	3	0	0	2	2	5	7
	Second Year	80	10	6	15	40	9	40	9	0	2	6	1	12	18
MA-History	First Year	80	10	6	15	40	9	40	3	0	2	7	4	9	16
	Second Year	80	10	6	15	40	9	40	2	0	1	2	1	4	6
MA-Political Science	First Year	80	10	6	15	40	9	40	12	2	3	17	6	23	40
	Second Year	80	10	6	15	40	9	40	14	2	2	6	6	24	30
MA-Public Administration	First Year	80	10	6	15	40	9	40	4	3	5	3	3	15	18
	Second Year	80	10	6	15	40	9	40	2	1	1	2	0	4	6
MSC-Chemistry	First Year	36	5	3	7	18	4	18	4	7	5	17	3	19	36
	Second Year	30	4	2	6	15	3	15	1	0	1	7	4	6	13
Ph.D-Marathi		6				6		0				6		0	6
Ph.D-Political Science		3				3		0				3		0	3
Ph.D-Public Administration		7				7		0				7		0	7
Total Seats		2949	381	205	557	1483	323	1467	311	72	180	721	296	859	1580





Dr. Anil Chidrawar
I/C Principal
A.V. Education Society's
Degloor College, Degloor Dist. Nanded.

**A.V.Education Society's
DEGLOOR COLLEGE, DEGLOOR**

2.1.2 Total number of seats filled against seats reserved for various categories (SC, ST, OBC, Divyangjan, etc. as per applicable reservation policy during the Academic Year - 2019-20

Name of the Programme		Total number of Sanctioned seats	Total number of seats earmarked for reserved category					Total number of seats earmarked for reserved category (SC+ST+OBC+OTH)	Total number of seats filled against reserved category					Total number of seats filled against reserved category (SC+ST+OBC+OTH)	Total number of Students admitted
			SC	ST	OBC	GEN	OTH		SC	ST	OBC	GEN	OTH		
BA	First Year	320	42	22	61	160	35	160	61	13	15	103	50	139	242
	Second Year	220	29	15	42	110	24	110	18	1	5	27	16	40	67
	Third Year	120	16	8	23	60	13	60	17	4	2	24	11	34	58
BCOM	First Year	220	29	15	42	110	24	110	29	3	23	108	24	79	187
	Second Year	220	29	15	42	110	24	110	20	3	32	62	28	83	145
	Third Year	220	29	15	42	110	24	110	22	3	11	53	24	60	113
BSC	First Year	220	29	15	42	110	24	110	29	12	24	112	33	98	210
	Second Year	220	29	15	42	110	24	110	16	4	15	72	15	50	122
	Third Year	220	29	15	42	110	24	110	8	6	12	58	13	39	97
MA-Marathi	First Year	80	10	6	15	40	9	40	4	3	2	10	4	13	23
	Second Year	80	10	6	15	40	9	40	3	0	1	1	1	5	6
MA-Hindi	First Year	80	10	6	15	40	9	40	6	0	2	9	2	10	19
	Second Year	80	10	6	15	40	9	40	2	0	0	1	0	2	3
MA-History	First Year	80	10	6	15	40	9	40	6	0	0	4	2	8	12
	Second Year	80	10	6	15	40	9	40	4	2	1	2	2	9	11
MA-Political Science	First Year	80	10	6	15	40	9	40	9	4	1	13	1	15	28
	Second Year	80	10	6	15	40	9	40	7	1	2	7	2	12	19
MA-Public Administration	First Year	80	10	6	15	40	9	40	5	1	1	3	0	7	10
	Second Year	80	10	6	15	40	9	40	5	2	4	0	1	12	12
MCOM	First Year	96	12	7	18	48	11	48	15	5	19	40	14	53	93
MSC-Chemistry	First Year	36	5	3	7	18	4	18	7	1	7	14	5	20	34
	Second Year	30	4	2	6	15	3	15	4	2	3	7	3	12	19
Ph.D-Chemistry		4				4		0				4		0	4
Ph.D-Marathi		11				11		0				11		0	11
Ph.D-Political Science		6				6		0				6		0	6
Ph.D-Public Administration		7				7		0				7		0	7
Total Seats		2970	382	206	559	1499	324	1471	297	70	182	758	251	800	1558



(Signature)
Dr. Anil Chidrawar
I/C Principal
A.V. Education Society's
Degloor College, Degloor Dist. Nanded.

**A.V. Education Society's
DEGLOOR COLLEGE, DEGLOOR**

2.1.2 Total number of seats filled against seats reserved for various categories (SC, ST, OBC, Divyangjan, etc. as per applicable reservation policy during the Academic Year - 2020-21

Name of the Programme		Total number of Sanctioned seats	Total number of seats earmarked for reserved category					Total number of seats earmarked for reserved category (SC+ST+OBC+OTH)	Total number of seats filled against reserved category					Total number of seats filled against reserved category (SC+ST+OBC+OTH)	Total number of Students admitted
			SC	ST	OBC	GEN	OTH		SC	ST	OBC	GEN	OTH		
BA	First Year	320	42	22	61	160	35	160	54	3	7	103	31	95	198
	Second Year	220	29	15	42	110	24	110	23	4	6	43	19	52	95
	Third Year	120	16	8	23	60	13	60	17	1	5	25	13	36	61
BCOM	First Year	220	29	15	42	110	24	110	27	5	31	109	41	104	213
	Second Year	220	29	15	42	110	24	110	21	6	20	78	22	69	147
	Third Year	220	29	15	42	110	24	110	19	5	34	58	29	87	145
BSC	First Year	220	29	15	42	110	24	110	21	10	12	79	25	68	147
	Second Year	220	29	15	42	110	24	110	28	12	28	89	28	96	185
	Third Year	220	29	15	42	110	24	110	21	6	16	70	22	65	135
MA-Marathi	First Year	80	10	6	15	40	9	40	3	1	0	6	1	5	11
	Second Year	80	10	6	15	40	9	40	5	0	1	5	0	6	11
MA-Hindi	First Year	80	10	6	15	40	9	40	1	1	1	2	2	5	7
	Second Year	80	10	6	15	40	9	40	1	0	2	5	3	6	11
MA-History	First Year	80	10	6	15	40	9	40	1	2	0	1	7	10	11
	Second Year	80	10	6	15	40	9	40	3	0	0	2	1	4	6
MA-Political Science	First Year	80	10	6	15	40	9	40	12	3	2	8	6	23	31
	Second Year	80	10	6	15	40	9	40	7	2	1	13	2	12	25
MA-Public Administration	First Year	80	10	6	15	40	9	40	8	1	0	3	2	11	14
	Second Year	80	10	6	15	40	9	40	4	1	1	3	0	6	9
MCOM	First Year	96	12	7	18	48	11	48	17	7	16	35	21	61	96
	Second Year	80	10	6	15	40	9	40	10	4	16	30	13	43	73
MSC-Chemistry	First Year	36	5	3	7	18	4	18	7	2	5	12	10	24	36
	Second Year	35	5	2	7	18	4	18	7	4	6	14	4	21	35
MSC-Botany	First Year	30	4	2	6	15	3	15	4	3	3	8	2	12	20
Ph.D-Chemistry		4				4		0				4		0	4
Ph.D-Marathi		9				9		0				9		0	9
Ph.D-Political Science		5				5		0				5		0	5
Ph.D-Public Administration		7				7		0				7		0	7
Total Seats		3082	397	214	581	1554	336	1529	321	83	213	826	304	921	1747



(Signature)
Dr. Anil Chidrawar
I/C Principal
A.V. Education Society's
Degloor College, Degloor Dist. Nanded.